

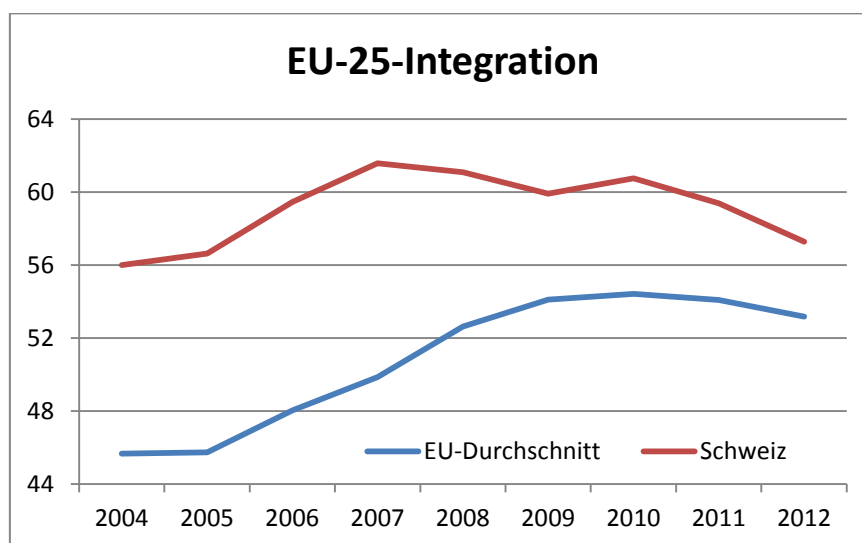
EU-25-Index (without sub-index "Institutional Conformity") with Switzerland!

EU-25-Index 2004

Rank	Country	Rank Points
1	Belgium	64,50
2	Switzerland	56,00
3	France	54,16
4	Ireland	54,08
5	Netherlands	53,38
6	Germany	52,84
7	Austria	52,45
8	Cyprus	51,87
9	Finland	49,87
10	Spain	49,05
11	United Kingdom	48,27
12	Sweden	48,03
13	Italy	46,26
14	Czech Republic	45,60
15	Malta	44,88
16	Portugal	42,79
17	Denmark	42,47
18	Slovakia	40,97
19	Estonia	40,96
20	Slovenia	40,70
21	Poland	39,86
22	Greece	38,20
23	Hungary	37,87
24	Lithuania	29,52
25	Latvia	27,20

EU-25-Index 2012

Rank	Country	Rank Points
1	Belgium	72,29
2	Ireland	66,61
3	Austria	63,14
4	France	59,00
5	Germany	58,89
6	Netherlands	58,30
7	Switzerland	57,29
8	Czech Republic	57,26
9	Slovakia	56,53
10	Finland	56,37
11	Spain	56,26
12	United Kingdom	55,85
13	Cyprus	54,71
14	Slovenia	54,19
15	Malta	52,35
16	Italy	51,91
17	Portugal	51,27
18	Sweden	48,96
19	Denmark	48,60
20	Hungary	45,47
21	Estonia	44,47
22	Poland	44,18
23	Lithuania	43,37
24	Latvia	41,21
25	Greece	35,20



König/Ohr (2014)

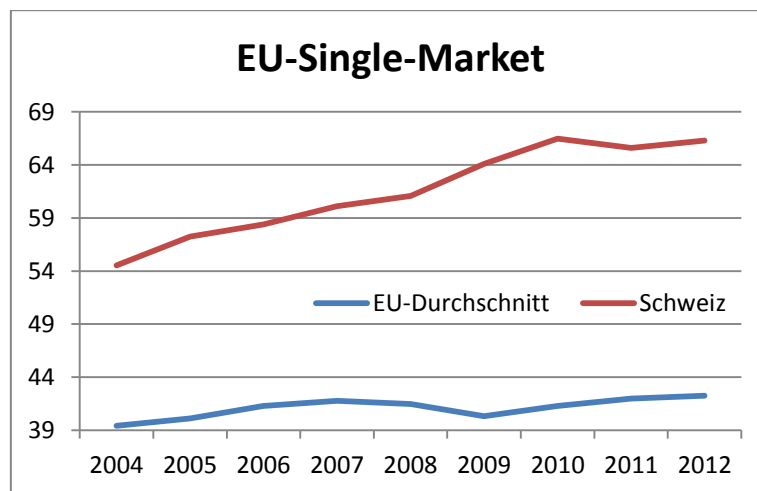
EU-Single-Market with Switzerland!

EU-Single-Market 2004

Rank	Country	Rank Points
1	Belgium	69,04
2	Switzerland	54,54
3	Ireland	52,51
4	Slovakia	51,84
5	Czech Republic	47,66
6	Netherlands	44,96
7	Estonia	44,35
8	Austria	43,84
9	Malta	43,81
10	Cyprus	41,24
11	Sweden	39,56
12	Hungary	39,28
13	Poland	37,96
14	Germany	36,40
15	Slovenia	35,97
16	Denmark	35,69
17	Finland	35,26
18	Portugal	34,40
19	France	34,37
20	Lithuania	32,93
21	Spain	32,74
22	Latvia	30,88
23	United Kingdom	29,74
24	Italy	26,91
25	Greece	24,93

EU-Single-Market 2012

Rank	Country	Rank Points
1	Belgium	67,58
2	Ireland	66,80
3	Switzerland	66,30
4	Slovakia	57,20
5	Malta	53,68
6	Czech Republic	51,61
7	Netherlands	48,42
8	Estonia	47,95
9	Austria	46,93
10	Hungary	44,92
11	Cyprus	41,02
12	Sweden	40,15
13	Poland	39,54
14	Denmark	38,93
15	Slovenia	38,27
16	Finland	37,39
17	Germany	37,27
18	Portugal	36,47
19	Lithuania	36,33
20	France	35,07
21	Latvia	34,55
22	United Kingdom	33,63
23	Spain	33,27
24	Italy	25,50
25	Greece	21,68



König/Ohr (2014)

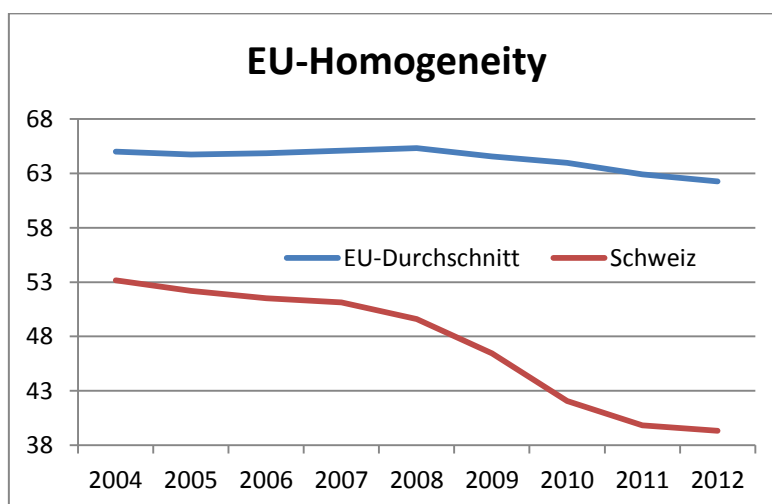
EU-Homogeneity with Switzerland!

EU-Homogeneity 2004

Rank	Country	Rank Points
1	Austria	84,13
2	Spain	84,13
3	Cyprus	82,69
4	France	81,32
5	Italy	80,67
6	Germany	79,58
7	Portugal	78,11
8	United Kingdom	77,69
9	Finland	74,22
10	Netherlands	71,99
11	Greece	71,69
12	Belgium	69,92
13	Sweden	65,60
14	Malta	65,00
15	Slovenia	63,83
16	Ireland	62,43
17	Slovakia	56,04
18	Czech Republic	55,87
19	Switzerland	53,18
20	Denmark	50,39
21	Hungary	47,98
22	Poland	45,46
23	Estonia	42,36
24	Lithuania	34,81
25	Latvia	34,26

EU-Homogeneity 2012

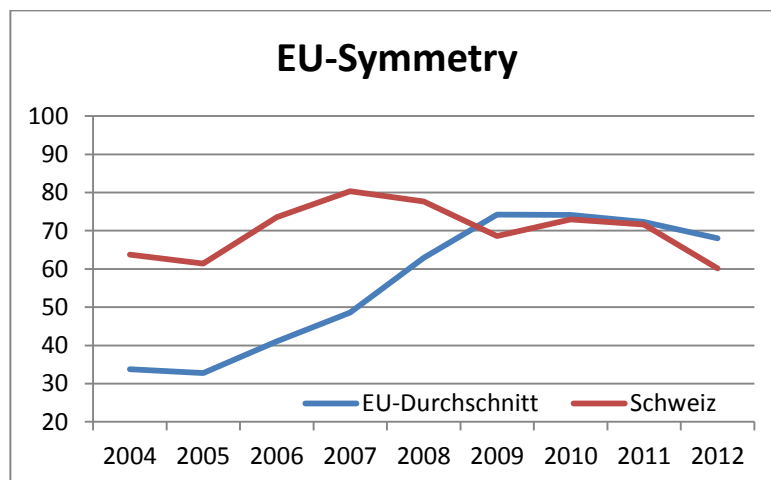
Rank	Country	Rank Points
1	Spain	80,86
2	Italy	80,40
3	France	79,54
4	Germany	79,15
5	United Kingdom	78,92
6	Austria	78,33
7	Cyprus	78,06
8	Belgium	74,23
9	Finland	71,68
10	Ireland	70,20
11	Netherlands	66,49
12	Slovenia	65,22
13	Malta	64,27
14	Portugal	61,88
15	Greece	55,27
16	Czech Republic	54,54
17	Slovakia	51,89
18	Sweden	51,71
19	Denmark	48,86
20	Poland	46,93
21	Hungary	45,75
22	Switzerland	39,31
23	Lithuania	39,00
24	Latvia	37,41
25	Estonia	33,45



König/Ohr (2014)

EU-Symmetry with Switzerland!

EU-Symmetry 2004			EU-Symmetry 2012		
Rank	Country	Rank Points	Rank	Country	Rank Points
1	France	65,60	1	France	90,52
2	Switzerland	63,78	2	Germany	84,91
3	Germany	56,37	3	Finland	82,76
4	United Kingdom	53,29	4	Austria	82,68
5	Finland	52,15	5	Belgium	81,53
6	Denmark	48,41	6	Spain	79,56
7	Netherlands	48,10	7	United Kingdom	79,36
8	Italy	46,17	8	Slovenia	78,92
9	Ireland	46,10	9	Italy	78,32
10	Belgium	45,15	10	Czech Republic	75,57
11	Sweden	44,41	11	Portugal	73,79
12	Spain	40,26	12	Denmark	72,87
13	Poland	36,64	13	Netherlands	71,71
14	Cyprus	34,71	14	Lithuania	67,60
15	Estonia	30,31	15	Sweden	67,45
16	Austria	28,90	16	Latvia	63,65
17	Czech Republic	25,60	17	Slovakia	61,47
18	Greece	23,95	18	Ireland	60,97
19	Hungary	19,75	19	Switzerland	60,13
20	Slovenia	19,55	20	Cyprus	56,05
21	Malta	18,72	21	Poland	52,03
22	Portugal	13,43	22	Estonia	51,44
23	Lithuania	13,25	23	Hungary	46,49
24	Latvia	7,67	24	Greece	40,81
25	Slovakia	-8,41	25	Malta	31,84



König/Ohr (2014)